

35 100m Freestyle Men Heat

Official

13NZR

13 Years New Zealand Short Course Record

53.07 2023-08-11

Liam Curling
CSCAK

14NZR

14 Years New Zealand Short Course Record

51.42 2017-08-13

Michael Pickett
ENTHP

NZR

Open New Zealand Short Course

47.17 2022-08-26

Carter Swift



















Show more

☰ Entries

☰ Heats

🏊 Summary

Total

Rank	Competitor	Age	Club	RT	PTS	Result
1	 Swift Carter	25	 Club 37	0.61		48.08 Entry: 46.96 (+1.12)
	25m: 10.65	50m: 22.71 (12.06)	75m: 35.34 (12.63)			100m: 48.08 (12.74)
2	 Wrathall Hugo	19	 Jasi Swim ...	0.65		48.90 Entry: 49.59 (-0.69)
	25m: 10.93	50m: 23.14 (12.21)	75m: 35.91 (12.77)			100m: 48.90 (12.99)
3	 Dell Zachary	23	 Club 37	0.68		48.94 Entry: 48.04 (+0.90)
	25m: 10.88	50m: 23.05 (12.17)	75m: 35.88 (12.83)			100m: 48.94 (13.06)
4	 Seymour William	18	 Nelson Sou...	0.67		48.98 Entry: 49.86 (-0.88)
	25m: 11.15	50m: 23.68 (12.53)	75m: 36.40 (12.72)			100m: 48.98 (12.58)
5	 Hendy Jack	23	 Club 37	0.68		49.05 Entry: 49.12 (-0.07)
	25m: 10.88	50m: 23.11 (12.23)	75m: 36.16 (13.05)			100m: 49.05 (12.89)
6	 Elson Christopher	26	 Vikings Swi...	0.68		49.12 Entry: 48.91 (+0.21)
	25m: 11.20	50m: 23.71 (12.51)	75m: 36.50 (12.79)			100m: 49.12 (12.62)
7	 Russell (V) Charlie	17	 Australia	0.74		49.35 Entry: 49.83 (-0.48)
	25m: 11.32	50m: 23.87 (12.55)	75m: 36.73 (12.86)			100m: 49.35 (12.62)
8	 Zhang Kevin	17	 Roskill Swi...	0.67		49.40 Entry: 49.39 (+0.01)
	25m: 11.33	50m: 23.73 (12.40)	75m: 36.48 (12.75)			100m: 49.40 (12.92)
9	 Twist Kale	20	 Kiwi ASC	0.66		49.53 Entry: 49.09 (+0.44)

25m: 11.34 50m: 23.88 (12.54) 75m: 36.67 (12.79)
100m: 49.53 (12.86)

10  **Peck Ryan** 18  **United Swi...** 0.65 **49.57**
Entry: 50.47 (-0.90)

25m: 11.19 50m: 23.60 (12.41) 75m: 36.46 (12.86)
100m: 49.57 (13.11)

11  **Russanov Igor** 17  **Coast Swi...** 0.72 **49.84**
Entry: 49.82 (+0.02)

25m: 11.13 50m: 23.48 (12.35) 75m: 36.55 (13.07)
100m: 49.84 (13.29)

11  **Elliott Blake** 21  **Pukekohe ...** 0.64 **49.84**
Entry: 49.81 (+0.03)

25m: 11.22 50m: 23.79 (12.57) 75m: 36.57 (12.78)
100m: 49.84 (13.27)

13  **Lutton Oliver** 19  **Jasi Swim ...** 0.71 **49.98**
Entry: 49.43 (+0.55)



25m: 11.50 50m: 24.21 (12.71) 75m: 37.07 (12.86)
100m: 49.98 (12.91)

14  **Clareburt Lewis** 25  **Club 37** 0.72 **50.45**
Entry: 48.13 (+2.32)

25m: 11.43 50m: 24.05 (12.62) 75m: 37.19 (13.14)
100m: 50.45 (13.26)

15  **Clark MacAllister** 22  **North Shor...** 0.60 **50.48**
Entry: 50.96 (-0.48)

25m: 11.41 50m: 24.14 (12.73) 75m: 37.26 (13.12)
100m: 50.48 (13.22)

16  **Ireland-Spicer Noah** 17  **Otaki Titan...** 0.73 **50.69**
Entry: 51.52 (-0.83)

25m: 11.46 50m: 24.28 (12.82) 75m: 37.53 (13.25)
100m: 50.69 (13.16)

17  **Fawkner Dominic** 20  **Mt Maunga...** 0.66 **50.91**
Entry: 51.75 (-0.84)

25m: 11.56 50m: 24.21 (12.65) 75m: 37.26 (13.05)
100m: 50.91 (13.65)

18  **Holder Brandon** 17  **Phoenix Aq...** 0.59 **51.12**
Entry: 52.40 (-1.28)

25m: 11.87 50m: 24.68 (12.81) 75m: 37.84 (13.16)
100m: 51.12 (13.28)

19  **Walker Fraser** 16  **United Swi...** 0.77 **51.16**
Entry: 50.92 (+0.24)


























25m: 11.55 50m: 24.48 (12.93) 75m: 37.78 (13.30)
100m: 51.16 (13.38)

20  **Hardie Orlando** 16  **Hamilton Aq...** 0.69 **51.21**
Entry: 51.29 (-0.08)

25m: 11.90 50m: 24.94 (13.04) 75m: 38.24 (13.30)
100m: 51.21 (12.97)

21  **Luscombe (V) Clancy** 19  **Australia** 0.72 **51.32**
Entry: 51.82 (-0.50)

25m: 12.13 50m: 25.13 (13.00) 75m: 38.36 (13.23)
100m: 51.32 (12.96)

22	 Downey Max	16	 St Peter's S...	0.66	51.56 Entry: 53.30 (-1.74)
	25m: 11.78 100m: 51.56 (13.16)	50m: 24.92 (13.14)	75m: 38.40 (13.48)		
23	 MacDonald Ethan	17	 Hamilton Aq...	0.79	51.58 Entry: 52.01 (-0.43)
	25m: 11.89 100m: 51.58 (13.32)	50m: 25.04 (13.15)	75m: 38.26 (13.22)		
24	 Amyes Joshua	21	 Capital Swi...	0.70	51.62 Entry: 51.24 (+0.38)
	25m: 11.78 100m: 51.62 (13.46)	50m: 24.65 (12.87)	75m: 38.16 (13.51)		
25	 Masoud Mohamed	29	 United Swi...	0.64	51.67 Entry: 51.35 (+0.32)
	25m: 11.52 100m: 51.67 (13.56)	50m: 24.68 (13.16)	75m: 38.11 (13.43)		
26	 Wilson (V) Lucas	20	 Australia	0.68	51.68 Entry: 52.48 (-0.80)
	25m: 11.81 100m: 51.68 (13.15)	50m: 25.00 (13.19)	75m: 38.53 (13.53)		
27	 Leone (V) Julian	20	 Australia	0.65	51.76 Entry: 52.57 (-0.81)
	25m: 11.94 100m: 51.76 (13.61)	50m: 24.89 (12.95)	75m: 38.15 (13.26)		
28	 Carroll Joshua	18	 Kiwi West A...	0.70	51.83 Entry: 51.96 (-0.13)
	25m: 11.75 100m: 51.83 (13.52)	50m: 24.82 (13.07)	75m: 38.31 (13.49)		
29	 Cunningham (V) Max	15	 Australia	0.73	51.86 Entry: 51.86
	25m: 11.88 100m: 51.86 (13.15)	50m: 25.12 (13.24)	75m: 38.71 (13.59)		
30	 Wearing (V) Lincoln	14	 Australia	0.66	51.87 Entry: 52.12 (-0.25)
	25m: 11.94 100m: 51.87 (13.05)	50m: 25.30 (13.36)	75m: 38.82 (13.52)		
31	 Cayuela (V) Loann	17	 New Caled...	0.63	51.90 Entry: 52.16 (-0.26)
	25m: 12.02 100m: 51.90 (13.51)	50m: 25.04 (13.02)	75m: 38.39 (13.35)		
32	 Salomonsson Neo	15	 Kiwi ASC	0.71	51.92 Entry: 53.45 (-1.53)
	25m: 11.90 100m: 51.92 (13.44)	50m: 24.98 (13.08)	75m: 38.48 (13.50)		
33	 Gold Tom	21	 Neptune S...	0.64	51.96 Entry: 52.56 (-0.60)
	25m: 11.64 100m: 51.96 (13.53)	50m: 24.75 (13.11)	75m: 38.43 (13.68)		
34	 Curling Liam	15	 Coast Swi...	0.63	51.97 Entry: 51.53 (+0.44)

25m: 11.74 50m: 25.09 (13.35) 75m: 38.58 (13.49)
100m: 51.97 (13.39)

35  **Manderson Luke** 15  **Vikings Swi...** 0.66 **52.14**
Entry: 53.05 (-0.91)

25m: 11.43 50m: 24.12 (12.69) 75m: 37.88 (13.76)
100m: 52.14 (14.26)

36  **Blair Angus** 18  **Comet Swi...** 0.66 **52.18**
Entry: 51.66 (+0.52)

25m: 11.72 50m: 24.88 (13.16) 75m: 38.49 (13.61)
100m: 52.18 (13.69)

37  **Tian Donald** 14  **Coast Swi...** 0.63 **52.30**
Entry: 53.08 (-0.78)

25m: 11.86 50m: 24.87 (13.01) 75m: 38.62 (13.75)
100m: 52.30 (13.68)

38  **Elliott Ryan** 17  **Pukekohe ...** 0.68 **52.42**
Entry: 51.66 (+0.76)

25m: 11.82 50m: 25.02 (13.20) 75m: 38.78 (13.76)
100m: 52.42 (13.64)

38  **Gu Osbert** 15  **Phoenix Aq...** 0.70 **52.42**
Entry: 52.34 (+0.08)

25m: 12.20 50m: 25.38 (13.18) 75m: 38.95 (13.57)
100m: 52.42 (13.47)

40  **Robinson Ollie** 17  **Tawa Swim...** 0.73 **52.44**
Entry: 53.52 (-1.08)

25m: 12.02 50m: 25.26 (13.24) 75m: 38.98 (13.72)
100m: 52.44 (13.46)

41  **Poching Samuel** 21  **North Shor...** 0.72 **52.61**
Entry: 51.07 (+1.54)

25m: 12.04 50m: 25.34 (13.30) 75m: 38.99 (13.65)
100m: 52.61 (13.62)

42  **Mufana (V) Renzo-Eden** 15  **New Caled...** 0.68 **52.76**
Entry: 54.41 (-1.65)

25m: 12.00 50m: 25.37 (13.37) 75m: 39.18 (13.81)
100m: 52.76 (13.58)

43  **Hou Rui** 15  **Roskill Swi...** 0.71 **52.77**
Entry: 52.23 (+0.54)

25m: 12.02 50m: 25.37 (13.35) 75m: 39.22 (13.85)
100m: 52.77 (13.55)

44  **Swanepoel Jonathan** 17  **Coast Swi...** 0.63 **52.92**
Entry: 52.05 (+0.87)



























25m: 12.02 50m: 25.30 (13.28) 75m: 39.16 (13.86)
100m: 52.92 (13.76)

45  **Cave Max** 16  **Aquabladz ...** 0.76 **52.96**
Entry: 53.22 (-0.26)



25m: 12.06 50m: 25.41 (13.35) 75m: 39.27 (13.86)
100m: 52.96 (13.69)

46  **Willis Alexander** 18  **Ice Breaker...** 0.61 **53.08**
Entry: 52.90 (+0.18)

25m: 11.77 50m: 25.14 (13.37) 75m: 39.04 (13.90)
100m: 53.08 (14.04)

47	 Humphries Jacob	15	 North Shore...	0.75	53.12 Entry: 52.45 (+0.67)
	25m: 12.01	50m: 25.19 (13.18)	75m: 39.18 (13.99)		
	100m: 53.12 (13.94)				
48	 Williams Henry	21	 North Shore...	0.67	53.14 Entry: 52.06 (+1.08)
	25m: 11.82	50m: 25.29 (13.47)	75m: 39.19 (13.90)		
	100m: 53.14 (13.95)				
49	 Cahill (V) Hayden	15	 Australia	0.72	53.25 Entry: 53.58 (-0.33)
	25m: 12.32	50m: 25.73 (13.41)	75m: 39.58 (13.85)		
	100m: 53.25 (13.67)				
50	 BakerSefo Ionatana	16	 Pirates Swi...	0.71	53.41 Entry: 54.14 (-0.73)
	25m: 12.13	50m: 25.55 (13.42)	75m: 39.40 (13.85)		
	100m: 53.41 (14.01)				
51	 Boonen Caign	16	 St Paul's S...	0.70	53.43 Entry: 54.52 (-1.09)
	25m: 12.25	50m: 25.74 (13.49)	75m: 39.62 (13.88)		
	100m: 53.43 (13.81)				
52	 Jager MunChi	16	 Jasi Swim ...	0.74	53.44 Entry: 53.50 (-0.06)
	25m: 12.20	50m: 25.55 (13.35)	75m: 39.62 (14.07)		
	100m: 53.44 (13.82)				
53	 Alexander Zachary	17	 Pirates Swi...	0.67	53.59 Entry: 52.61 (+0.98)
	25m: 12.35	50m: 26.02 (13.67)	75m: 39.98 (13.96)		
	100m: 53.59 (13.61)				
53	 Skidmore Sam	15	 Trojans Swi...	0.68	53.59 Entry: 53.55 (+0.04)
	25m: 11.92	50m: 25.20 (13.28)	75m: 39.27 (14.07)		
	100m: 53.59 (14.32)				
55	 Blijlevens Troy	16	 Phoenix Aq...	0.68	53.61 Entry: 53.51 (+0.10)
	25m: 12.09	50m: 25.94 (13.85)	75m: 40.19 (14.25)		
	100m: 53.61 (13.42)				
56	 Overend Charlie	16	 Selwyn Swi...	0.74	53.62 Entry: 53.46 (+0.16)
	25m: 12.05	50m: 25.59 (13.54)	75m: 39.84 (14.25)		
	100m: 53.62 (13.78)				
57	 O'Sullivan (V) Luke	16	 Australia	0.75	53.63 Entry: 55.05 (-1.42)
	25m: 12.14	50m: 25.50 (13.36)	75m: 39.52 (14.02)		
	100m: 53.63 (14.11)				
58	 Julian Miles	17	 St Peter's S...	0.68	53.65 Entry: 53.85 (-0.20)
	25m: 12.27	50m: 25.69 (13.42)	75m: 39.69 (14.00)		
	100m: 53.65 (13.96)				
59	 English Leo	15	 Swim Rotor...	0.68	53.82 Entry: 52.93 (+0.89)



25m: 12.48 50m: 25.92 (13.44) 75m: 40.10 (14.18)
100m: 53.82 (13.72)

60  O'Connor Lochlainn 23  Matamata ... 0.69 **53.83**
Entry: 52.46 (+1.37)



25m: 12.28 50m: 25.99 (13.71) 75m: 40.26 (14.27)
100m: 53.83 (13.57)

61  Lockhart Callum 19  Vikings Swi... 0.66 **53.91**
Entry: 53.69 (+0.22)



25m: 12.28 50m: 25.82 (13.54) 75m: 40.08 (14.26)
100m: 53.91 (13.83)

62  Brummitt Noah 16  Kiwi ASC 0.64 **53.96**
Entry: 53.77 (+0.19)



25m: 12.27 50m: 25.90 (13.63) 75m: 40.03 (14.13)
100m: 53.96 (13.93)

63  Diener Corne 16  St Paul's S... 0.63 **53.98**
Entry: 55.28 (-1.30)

25m: 12.23 50m: 25.60 (13.37) 75m: 39.66 (14.06)
100m: 53.98 (14.32)

64  Sandford Alex 14  Coast Swi... 0.70 **54.20**
Entry: 53.95 (+0.25)



25m: 12.47 50m: 25.79 (13.32) 75m: 40.04 (14.25)
100m: 54.20 (14.16)

65  Delamare William 16  Coast Swi... 0.69 **54.29**
Entry: 54.21 (+0.08)



25m: 11.99 50m: 25.55 (13.56) 75m: 39.70 (14.15)
100m: 54.29 (14.59)

66  Skehan Max 16  Blenheim S... 0.71 **54.42**
Entry: 54.34 (+0.08)



25m: 12.06 50m: 25.67 (13.61) 75m: 39.63 (13.96)
100m: 54.42 (14.79)

67  O'Connor-Close Sean 19  Pirates Swi... 0.70 **54.45**
Entry: 53.46 (+0.99)



25m: 12.12 50m: 25.72 (13.60) 75m: 39.92 (14.20)
100m: 54.45 (14.53)

67  Gemmell Mahuta 16  Pukekohe ... 0.68 **54.45**
Entry: 54.07 (+0.38)

25m: 12.51 50m: 26.45 (13.94) 75m: 40.50 (14.05)
100m: 54.45 (13.95)

69  Sun Michael 15  United Swi... 0.62 **54.51**
Entry: 55.48 (-0.97)



























25m: 12.14 50m: 25.64 (13.50) 75m: 40.09 (14.45)
100m: 54.51 (14.42)

70  Wells Soeren 15  Wharenui S... 0.71 **54.52**
Entry: 54.19 (+0.33)

25m: 12.41 50m: 26.04 (13.63) 75m: 40.30 (14.26)
100m: 54.52 (14.22)

71  Kalani Lono 15  Nelson Sou... 0.80 **54.55**
Entry: 54.62 (-0.07)

25m: 12.24 50m: 25.70 (13.46) 75m: 39.93 (14.23)
100m: 54.55 (14.62)

72	 Thomas Felix	15	 Porirua City... 0.67	54.73 Entry: 55.86 (-1.13)
	25m: 12.48 100m: 54.73 (13.99)	50m: 26.54 (14.06)	75m: 40.74 (14.20)	
73	 Lynch Tyson	16	 Vikings Swi... 0.70	54.75 Entry: 55.77 (-1.02)
	25m: 12.49 100m: 54.75 (14.05)	50m: 26.31 (13.82)	75m: 40.70 (14.39)	
74	 Bonhomme (V) Noa	15	 Olympique ... 0.64	54.86 Entry: 54.96 (-0.10)
	25m: 12.40 100m: 54.86 (14.02)	50m: 26.42 (14.02)	75m: 40.84 (14.42)	
75	 King Oscar	16	 Parnell Swi... 0.69	54.94 Entry: 55.98 (-1.04)
	25m: 12.47 100m: 54.94 (14.31)	50m: 26.33 (13.86)	75m: 40.63 (14.30)	
76	 Rowe Sam	15	 Ice Breaker... 0.66	54.96 Entry: 54.75 (+0.21)
	25m: 12.65 100m: 54.96 (14.28)	50m: 26.34 (13.69)	75m: 40.68 (14.34)	
76	 Loh Daniel	16	 Howick Pak... 0.66	54.96 Entry: 54.05 (+0.91)
	25m: 12.02 100m: 54.96 (14.56)	50m: 25.72 (13.70)	75m: 40.40 (14.68)	
78	 Sands Hunter	16	 Liz van Wel... 0.71	54.99 Entry: 55.62 (-0.63)
	25m: 12.43 100m: 54.99 (13.96)	50m: 26.51 (14.08)	75m: 41.03 (14.52)	
79	 Freemantle Finn	15	 St Paul's S... 0.70	55.01 Entry: 55.19 (-0.18)
	25m: 12.63 100m: 55.01 (14.17)	50m: 26.36 (13.73)	75m: 40.84 (14.48)	
80	 Glintmeyer Kase	13	 Coast Swi... 0.73	55.22 Entry: 55.73 (-0.51)
	25m: 12.73 100m: 55.22 (14.28)	50m: 26.55 (13.82)	75m: 40.94 (14.39)	
81	 Stevens Lucas	15	 Jasi Swim ... 0.73	55.36 Entry: 55.76 (-0.40)
	25m: 12.76 100m: 55.36 (14.21)	50m: 26.82 (14.06)	75m: 41.15 (14.33)	
82	 Li Sam	16	 Club 37 0.64	55.41 Entry: 53.98 (+1.43)
	25m: 12.54 100m: 55.41 (14.70)	50m: 26.27 (13.73)	75m: 40.71 (14.44)	
83	 Gibson Alex	15	 Aquagym S... 0.70	55.43 Entry: 56.30 (-0.87)
	25m: 12.60 100m: 55.43 (14.03)	50m: 26.73 (14.13)	75m: 41.40 (14.67)	
84	 Krauss Damon	15	 Capital Swi... 0.60	55.47 Entry: 56.67 (-1.20)

25m: 12.71 50m: 26.80 (14.09) 75m: 41.36 (14.56)
100m: 55.47 (14.11)

85  **O'Mara Ethan** 16  **Coast Swi...** 0.66 **55.50**
Entry: 55.27 (+0.23)

25m: 12.69 50m: 26.60 (13.91) 75m: 41.12 (14.52)
100m: 55.50 (14.38)

86  **Stracey Hylton** 14  **Wharenui S...** 0.73 **55.58**
Entry: 55.96 (-0.38)

25m: 12.87 50m: 26.72 (13.85) 75m: 41.03 (14.31)
100m: 55.58 (14.55)

87  **Zoric (V) Danilo** 16  **Australia** 0.68 **55.62**
Entry: 55.36 (+0.26)

25m: 12.63 50m: 26.75 (14.12) 75m: 41.30 (14.55)
100m: 55.62 (14.32)

88  **Hewa Saniru** 19  **Roskill Swi...** 0.70 **55.72**
Entry: 52.84 (+2.88)

25m: 12.33 50m: 26.08 (13.75) 75m: 40.58 (14.50)
100m: 55.72 (15.14)

88  **Pedersen Oscar** 15  **Coast Swi...** 0.71 **57.12**
Entry: 56.96 (+0.16)

25m: 13.12 50m: 27.58 (14.46) 75m: 42.36 (14.78)
100m: 57.12 (14.76)

89  **Jamieson Wyatt** 15  **Hokonui Aq...** 0.74 **55.79**
Entry: 56.91 (-1.12)

25m: 12.61 50m: 26.65 (14.04) 75m: 41.39 (14.74)
100m: 55.79 (14.40)

89  **Wang Henry** 13  **North Shor...** 0.66 **57.26**
Entry: 58.35 (-1.09)

25m: 13.00 50m: 27.38 (14.38) 75m: 42.20 (14.82)
100m: 57.26 (15.06)

89  **O'Sullivan (V) Zach** 15  **Australia** 0.72 **55.79**
Entry: 56.42 (-0.63)

25m: 12.77 50m: 26.89 (14.12) 75m: 41.43 (14.54)
100m: 55.79 (14.36)

90  **Joyce Josiah** 15  **St Paul's S...** 0.62 **57.36**
Entry: 57.03 (+0.33)

25m: 12.97 50m: 27.33 (14.36) 75m: 42.25 (14.92)
100m: 57.36 (15.11)

91  **Hollands Zaedyn** 14  **Waverley S...** 0.68 **56.03**
Entry: 57.21 (-1.18)



























25m: 12.41 50m: 26.19 (13.78) 75m: 40.90 (14.71)
100m: 56.03 (15.13)

91  **Hill Fabian** 13  **Evolution A...** 0.76 **57.62**
Entry: 58.43 (-0.81)



25m: 13.35 50m: 28.14 (14.79) 75m: 43.13 (14.99)
100m: 57.62 (14.49)

92  **Colman (V) Jeremy** 15  **Australia** 0.72 **56.11**
Entry: 56.30 (-0.19)



25m: 12.73 50m: 26.96 (14.23) 75m: 41.76 (14.80)
100m: 56.11 (14.35)

92	 Jessen Charles	14	 Kiwi West A... 0.71	57.67 Entry: 57.44 (+0.23)
	25m: 13.07 100m: 57.67 (14.93)	50m: 27.69 (14.62)	75m: 42.74 (15.05)	
93	 Tukia Simiosi	14	 St Paul's S... 0.78	57.74 Entry: 56.98 (+0.76)
	25m: 13.22 100m: 57.74 (15.25)	50m: 27.72 (14.50)	75m: 42.49 (14.77)	
93	 Herbst Zandre	13	 Whakatane... 0.87	56.17 Entry: 56.22 (-0.05)
	25m: 13.06 100m: 56.17 (14.59)	50m: 27.00 (13.94)	75m: 41.58 (14.58)	
94	 Webby Connor	14	 TBSS Cent... 0.64	57.76 Entry: 57.35 (+0.41)
	25m: 13.19 100m: 57.76 (14.78)	50m: 27.88 (14.69)	75m: 42.98 (15.10)	
94	 Swanepoel Grayson	14	 Coast Swi... 0.65	56.19 Entry: 56.41 (-0.22)
	25m: 12.56 100m: 56.19 (14.76)	50m: 26.63 (14.07)	75m: 41.43 (14.80)	
95	 Leone (V) Zavier	14	 Australia 0.68	57.91 Entry: 57.83 (+0.08)
	25m: 13.14 100m: 57.91 (15.14)	50m: 27.65 (14.51)	75m: 42.77 (15.12)	
95	 O'Connor-Close Ewan	15	 Pirates Swi... 0.68	56.22 Entry: 56.35 (-0.13)
	25m: 12.78 100m: 56.22 (14.79)	50m: 26.77 (13.99)	75m: 41.43 (14.66)	
96	 Zhang James	13	 Parnell Swi... 0.73	58.03 Entry: 59.30 (-1.27)
	25m: 13.14 100m: 58.03 (14.79)	50m: 28.06 (14.92)	75m: 43.24 (15.18)	
96	 McFarlane William	16	 Kiwi ASC 0.72	56.24 Entry: 55.41 (+0.83)
	25m: 13.00 100m: 56.24 (14.39)	50m: 27.21 (14.21)	75m: 41.85 (14.64)	
97	 Kim Soriel	14	 Triton Swim... 0.60	58.08 Entry: 58.52 (-0.44)
	25m: 13.45 100m: 58.08 (15.13)	50m: 27.93 (14.48)	75m: 42.95 (15.02)	
97	 McEwan Ryleigh	15	 Mt Maunga... 0.68	56.25 Entry: 56.82 (-0.57)
	25m: 13.30 100m: 56.25 (14.52)	50m: 27.26 (13.96)	75m: 41.73 (14.47)	
98	 Tye William	13	 Nga Tai Tu... 0.81	58.29 Entry: 59.88 (-1.59)
	25m: 13.17 100m: 58.29 (15.20)	50m: 27.61 (14.44)	75m: 43.09 (15.48)	
98	 Lushkott Tyler	14	 United Swi... 0.69	56.28 Entry: 57.29 (-1.01)



25m: 12.83 50m: 27.33 (14.50) 75m: 42.20 (14.87)
100m: 56.28 (14.08)

99  **Zhao Rick** 14  **Howick Pak...** 0.70 **58.92**
Entry: 58.53 (+0.39)



25m: 13.09 50m: 28.07 (14.98) 75m: 43.69 (15.62)
100m: 58.92 (15.23)

99  **Kumala Chris** 14  **Phoenix Aq...** 0.59 **56.29**
Entry: 56.43 (-0.14)



25m: 12.41 50m: 26.40 (13.99) 75m: 41.09 (14.69)
100m: 56.29 (15.20)

100  **Leighton (V) Joshua** 14  **Australia** 0.70 **56.61**
Entry: 55.82 (+0.79)



25m: 13.13 50m: 27.32 (14.19) 75m: 41.62 (14.30)
100m: 56.61 (14.99)

100  **Fuatimau Caden** 13  **Mt Wellingt...** 0.70 **59.07**
Entry: 57.42 (+1.65)


25m: 13.21 50m: 28.19 (14.98) 75m: 43.94 (15.75)
100m: 59.07 (15.13)

101  **Hewertson Ryan** 15  **Kowhai Swi...** 0.65 **56.64**
Entry: 56.02 (+0.62)


25m: 12.86 50m: 27.02 (14.16) 75m: 41.95 (14.93)
100m: 56.64 (14.69)

101  **Bennett Marlin** 15  **Hokonui Aq...** 0.75 **59.35**
Entry: 56.46 (+2.89)



25m: 13.05 50m: 27.88 (14.83) 75m: 43.33 (15.45)
100m: 59.35 (16.02)

102  **Madar-Leuluai Charlie** 13  **Capital Swi...** 0.70 **59.52**
Entry: 59.66 (-0.14)



25m: 13.07 50m: 28.20 (15.13) 75m: 44.02 (15.82)
100m: 59.52 (15.50)

102  **Rust Jack** 15  **Aquabladz ...** 0.66 **56.67**
Entry: 55.26 (+1.41)



25m: 12.47 50m: 26.84 (14.37) 75m: 41.84 (15.00)
100m: 56.67 (14.83)

103  **Anderson Thomas** 15  **Swim Timaru** 0.69 **56.68**
Entry: 55.92 (+0.76)



25m: 12.74 50m: 26.77 (14.03) 75m: 41.58 (14.81)
100m: 56.68 (15.10)

103  **Wang Elvin** 13  **North Shor...** 0.73 **59.65**
Entry: 1:00.68 (-1.03)



























25m: 13.47 50m: 28.22 (14.75) 75m: 44.05 (15.83)
100m: 59.65 (15.60)

104  **Setford Kyle** 13  **Heretaunga...** 0.71 **59.77**
Entry: 1:00.02 (-0.25)



25m: 13.70 50m: 28.66 (14.96) 75m: 44.24 (15.58)
100m: 59.77 (15.53)

104  **Sun Danny** 14  **United Swi...** 0.80 **56.95**
Entry: 55.90 (+1.05)



25m: 12.94 50m: 27.02 (14.08) 75m: 42.04 (15.02)
100m: 56.95 (14.91)

105	 Lee Jayden	13	 Wharenui S...	0.70	59.89 Entry: 59.02 (+0.87)
	25m: 13.42 100m: 59.89 (15.72)	50m: 28.30 (14.88)	75m: 44.17 (15.87)		
105	 Searle Bradley	15	 United Swi...	0.63	56.98 Entry: 55.55 (+1.43)
	25m: 13.03 100m: 56.98 (14.93)	50m: 27.30 (14.27)	75m: 42.05 (14.75)		
106	 Wang Henry	14	 United Swi...	0.61	57.10 Entry: 57.27 (-0.17)
	25m: 13.01 100m: 57.10 (14.56)	50m: 27.35 (14.34)	75m: 42.54 (15.19)		
106	 Zhang Calvin	13	 Parnell Swi...	0.77	1:00.21 Entry: 1:02.01 (-1.80)
	25m: 13.81 100m: 1:00.21 (15.54)	50m: 28.88 (15.07)	75m: 44.67 (15.79)		
107	 Aloua Finn	13	 United Swi...	0.67	1:00.37 Entry: 1:00.91 (-0.54)
	25m: 13.47 100m: 1:00.37 (15.85)	50m: 28.57 (15.10)	75m: 44.52 (15.95)		
108	 Martin Lachlan	13	 Liz van Wel...	0.74	1:00.53 Entry: 59.12 (+1.41)
	25m: 13.52 100m: 1:00.53 (16.24)	50m: 28.44 (14.92)	75m: 44.29 (15.85)		
109	 Abdou Faris	13	 Wharenui S...	0.75	1:00.56 Entry: 1:00.29 (+0.27)
	25m: 13.99 100m: 1:00.56 (15.57)	50m: 29.06 (15.07)	75m: 44.99 (15.93)		
110	 Xia Louis	13	 United Swi...	0.74	1:00.69 Entry: 1:01.39 (-0.70)
	25m: 13.73 100m: 1:00.69 (15.84)	50m: 28.84 (15.11)	75m: 44.85 (16.01)		
111	 Forbes Jacob	13	 North Shor...	0.69	1:00.80 Entry: 59.75 (+1.05)
	25m: 13.82 100m: 1:00.80 (15.59)	50m: 29.29 (15.47)	75m: 45.21 (15.92)		
112	 Pan Anthony	13	 Phoenix Aq...	0.63	1:00.84 Entry: 1:01.49 (-0.65)
	25m: 13.78 100m: 1:00.84 (15.80)	50m: 29.21 (15.43)	75m: 45.04 (15.83)		
113	 Childs Henry	13	 Northwave ...	0.73	1:00.95 Entry: 1:01.23 (-0.28)
	25m: 13.53 100m: 1:00.95 (15.83)	50m: 28.78 (15.25)	75m: 45.12 (16.34)		
114	 Rowlands Jackson	13	 Aquabladz ...	0.68	1:01.51 Entry: 59.74 (+1.77)
	25m: 13.92 100m: 1:01.51 (15.98)	50m: 29.67 (15.75)	75m: 45.53 (15.86)		
115	 Boocock James	13	 Nelson Sou...	0.76	1:01.88 Entry: 59.83 (+2.05)



25m: 13.85 50m: 29.44 (15.59) 75m: 46.04 (16.60)
100m: 1:01.88 (15.84)

116  Thomas Asher 13  Porirua City... 0.69 **1:02.74**
Entry: 1:01.72 (+1.02)

25m: 13.36 50m: 28.86 (15.50) 75m: 45.60 (16.74)
100m: 1:02.74 (17.14)

-  Koroiadi Joseph 18  Murihiku S... DNS

-  Odom Alex 19  Kiwi West A... DNS

-  Williams Everett 13  Matamata ... 0.76 DSQ